

## Conventional Type Melt Pressure Transmitter

### Description

SAND PT1XXXB series pressure transmitters are ideal for the measurement of melt pressure in extrusion processes at temperatures up to 400°C. The main applications are plastics extrusion and rubber, spinning systems and equipment for manmade fibers, petrochemical industries and so on. Optional thermocouple or RTD configurations are available. Electrical connection 5PIN and 6PIN option.

### Features

- ◆ Better than  $\pm 1.0\%$  accuracy
- ◆ Standard diaphragm Inconel
- ◆ TiN or TiAlN coating option
- ◆ Internal 80% shunt calibration
- ◆ 0-35 to 0-2000 bar / 0-500 to 0-30000 psi
- ◆ 4~20mA, 0~20mA, 0~10V, 0~5V outputs
- ◆ Maximum diaphragm temperature up to 400°C
- ◆ Connector 5PIN for PT1XX /PT1XXB  
Connector 6PIN for PT1XX6 /PT1XX6B
- ◆ 1/2-20 UNF, M18x1.5, M22x1.5 standard threads; other types available on request

### PT1XXXB SERIES



Over 27 years of experience  
manufacturing sensors

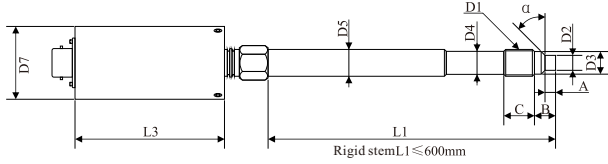
Full 2 year warranty

### Specifications

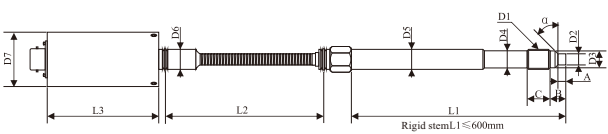
Pressure range	0~35 to 2000bar(0~500 to 0~30000psi)
Accuracy	$\pm 1.0\%$ FS
Repeatability	$\pm 0.8\%$ FS
Input excitation	24Vdc recommended, 9-36Vdc
Output signal	4~20mA, 0~20mA, 0~10V, 0~5V, 1~5V
Maximum diaphragm temperature	662° F (350°C) for rigid stem 752° F (400°C) for flexible
Zero shift due to temperature change	40 psi/100°C 0.3MPa/100°C
Process connection	1/2-20 UNF thread (45° conical seal) M14x1.5, M18x1.5, M22x1.5 etc
Maximum Overload Pressure Rating	1.5 x FSO
Pressure Units	PSI, Bar, Mpa or Kg/cm <sup>2</sup>
Internal Shunt Calibration	80% FSO
Measurement principle	4-arm bonded foil strain gage Wheatstone bridge
Electrical Connection	5PIN or 6PIN
Temperature Sensor (optional)	E, J, K, S type or Pt100

**Mechanical Dimensions**

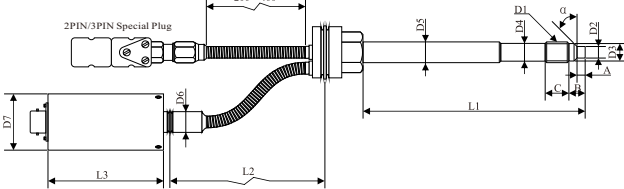
PT1116B



PT12X6B



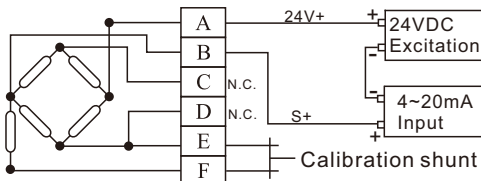
PT1316B



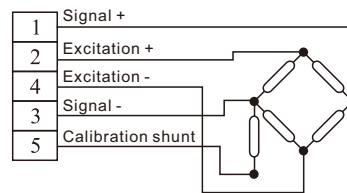
D1	M12×1.5	M14×1.5	1/2" -20	M18×1.5	M22×1.5	M28×1.5	G3/4"	PF3/8"	1 1/2-16"	3.25"	3.5"
D2	φ 7.8	φ 7.8	φ 7.8	φ 9.8	φ 9.8 φ 15.8	φ 17.8	φ 17.8	φ 9.8	φ 23.5	φ 23.5	φ 23.5
D3	φ 10	φ 11.8	φ 10.5	φ 15.5	φ 19.5	φ 24	φ 24	φ 14	φ 33.5	φ 33	φ 33
D4	φ 10	φ 12	φ 10.8	φ 16	φ 19.5	φ 25	φ 24	φ 14			
D5	φ 11.7	φ 13.8	φ 12.7	φ 17							
D6	Standard dimension φ17; other dimensions can be customized										
D7	Standard dimension φ38; other dimensions can be customized										
α	Standard angle 45° /90° ; other angle can be customized										
A	5.5	5.5	5.5	6	10	11	11	8	13	13.5	13.5
B	11	12.5	12	14	16	17	17	12	21	51	61
C	17	17	17	20	35	28	40	25	37	19	19
L1	Standard dimension 150mm; other dimensions can be customized										
L2	Standard dimension 470mm; other dimensions can be customized										
L3	Standard dimension 78mm; other dimensions can be customized										
Seal	45° slopes			plain end face				flange installation			

**Electrical Connections**

Current Output (4~20mA,two wires )



Voltage Output 0~10V



**Ordering Guide**

PT 1XXXBX-XXX-XXX-XXX/XXX-X-XXX

